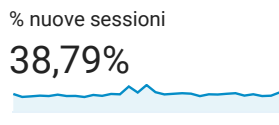
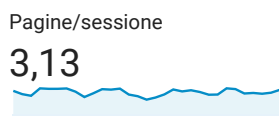
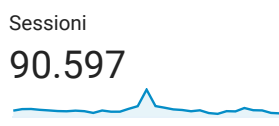
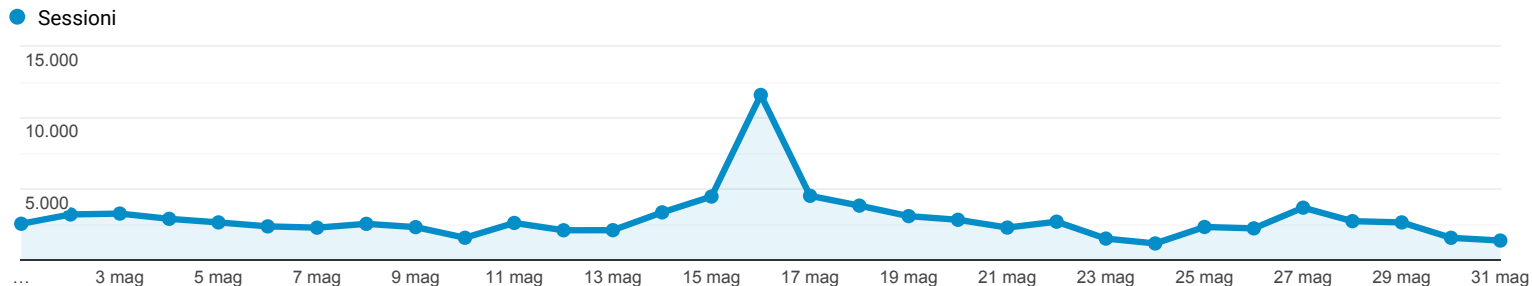


Panoramica del pubblico

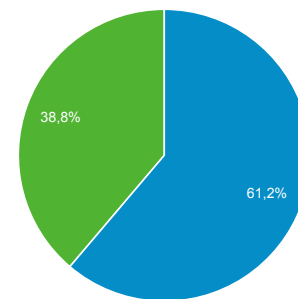
Tutti gli utenti
100,00% Sessioni

1 mag 2020 - 31 mag 2020

Panoramica



■ Returning Visitor ■ New Visitor



Città	Sessioni	% Sessioni
1. Milan	27.948	30,85%
2. Monza	14.976	16,53%
3. (not set)	6.959	7,68%
4. Cinisello Balsamo	5.977	6,60%
5. Lissone	4.067	4,49%
6. Rome	2.729	3,01%
7. Busto Arsizio	2.540	2,80%
8. Como	1.877	2,07%
9. Seregno	1.278	1,41%
10. Legnano	1.045	1,15%