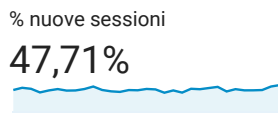
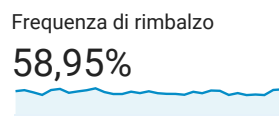
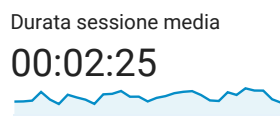
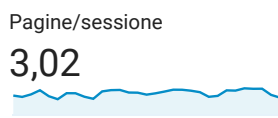
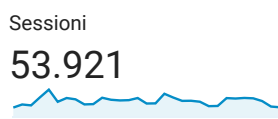
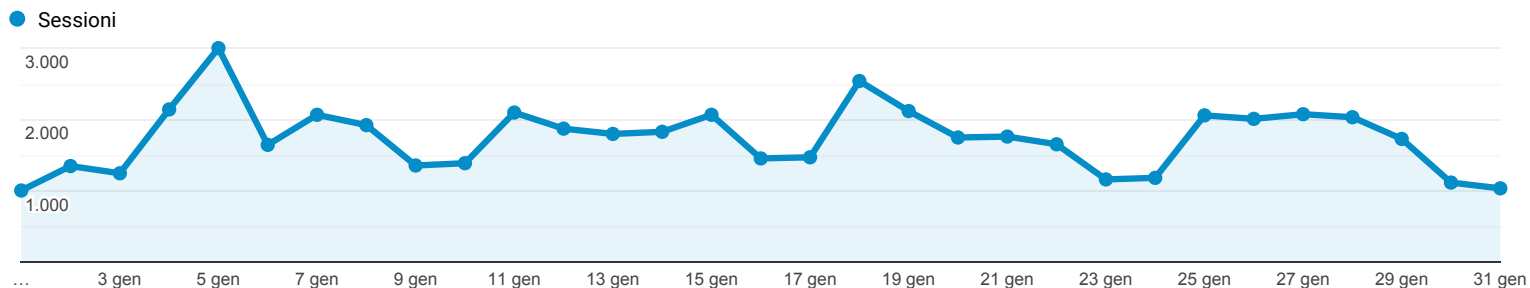


Panoramica del pubblico

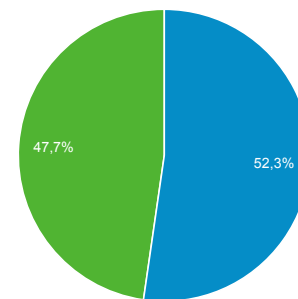
Tutti gli utenti
100,00% Sessioni

1 gen 2021 - 31 gen 2021

Panoramica



Returning Visitor New Visitor



Città	Sessioni	% Sessioni
1. Milan	16.073	29,81%
2. Monza	6.778	12,57%
3. Lissone	4.545	8,43%
4. Chicago	4.013	7,44%
5. (not set)	3.019	5,60%
6. Rome	1.716	3,18%
7. Cinisello Balsamo	1.302	2,41%
8. Como	877	1,63%
9. Busto Arsizio	705	1,31%
10. Seregno	686	1,27%